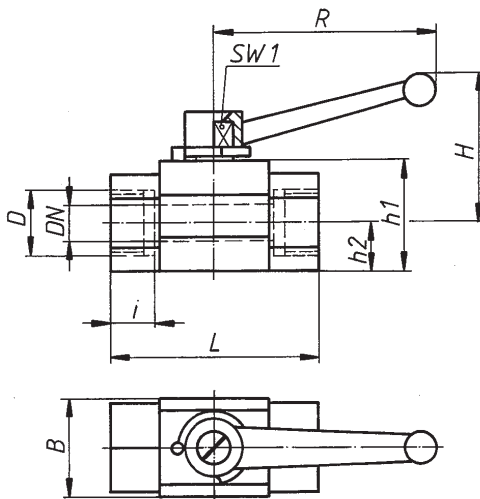



Full bore / reduced bore



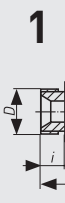
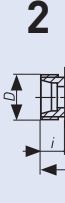
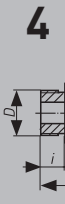
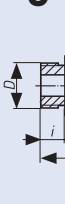

Materials	PN	DN	Type 1	Type 2
Body	25	4-25	Brass	Brass
Ball	25	4-25	Brass	Brass, hard chromed
Seals	25	4-25	NBR	PTFE

Please quote order-no. and type:
MNG V 025.XXX / Type (1 o. 2)



- The handle is included.
- Ball valves with PTFE seals are normally delivered with FPM O-rings.
- Special designs upon request.

Also available with TÜV component approval

Type of connection	DN	LW	OD Pipe	PN	D	i	L	B	h ₁	h ₂	H	R	SW 1	Mass	Order-No.
	mm	mm	mm	bar	mm	mm	mm	mm	mm	mm	mm	mm	mm	kg	
1  For compression fitting with ball-Type nipple, DIN 7601	4	4	-	25	M12 x 1,5	9	52	24	28	12	38	55	7	0,2	MNG V 025.104
	6	6	-	25	M14 x 1,5	9	52	24	28	12	38	55	7	0,2	MNG V 025.106
	8	8	-	25	M16 x 1,5	10	55	24	28	12	38	55	7	0,2	MNG V 025.108
	10	8	-	25	M18 x 1,5	10	55	24	28	12	38	55	7	0,2	MNG R 025.110
	12	12	-	25	M22 x 1,5	11	67	33	36	16	43	75	7	0,3	MNG V 025.112
	16	12	-	25	M26 x 1,5	11	67	33	36	16	43	75	7	0,4	MNG R 025.116
2  Für Rohrverschraubung leichte Reihe, DIN 2353	4	4	6	25	M12 x 1,5	9	52	24	28	12	38	55	7	0,2	MNG V 025.204
	6	6	8	25	M14 x 1,5	9	52	24	28	12	38	55	7	0,2	MNG V 025.206
	8	8	10	25	M16 x 1,5	10	55	24	28	12	38	55	7	0,2	MNG V 025.208
	10	8	12	25	M18 x 1,5	10	55	24	28	12	38	55	7	0,2	MNG R 025.210
	12	12	15	25	M22 x 1,5	11	67	33	36	16	43	75	7	0,3	MNG V 025.212
	16	12	18	25	M26 x 1,5	11	67	33	36	16	43	75	7	0,4	MNG R 025.216
	20	20	22	25	M30 x 2	12,5	78	42	46	21	49	100	10	0,7	MNG V 025.220
25	20	28	25	M36 x 2	12,5	78	42	46	21	49	100	10	0,8	MNG R 025.225	
4  Flat sealing metric male thread, DIN 13	4	4	-	25	M12 x 1,5	9	52	24	28	12	38	55	7	0,2	MNG V 025.404
	6	6	-	25	M14 x 1,5	9	52	24	28	12	38	55	7	0,2	MNG V 025.406
	8	8	-	25	M16 x 1,5	10	55	24	28	12	38	55	7	0,2	MNG V 025.408
	10	8	-	25	M18 x 1,5	10	55	24	28	12	38	55	7	0,2	MNG R 025.410
	12	12	-	25	M22 x 1,5	11	67	33	36	16	43	75	7	0,3	MNG V 025.412
	16	12	-	25	M26 x 1,5	11	67	33	36	16	43	75	7	0,4	MNG R 025.416
5  Flachdichtend, Rohrbohrungsgewinde, DIN ISO 228/1	4	4	-	25	G 1/8 A	9	52	24	28	12	38	55	7	0,2	MNG V 025.504
	6	6	-	25	G 1/4 A	9	52	24	28	12	38	55	7	0,2	MNG V 025.506
	8	8	-	25	G 3/8 A	10	55	24	28	12	38	55	7	0,2	MNG V 025.508
	10	8	-	25	G 1/2 A	11	57	24	28	12	38	55	7	0,2	MNG R 025.510
	12	12	-	25	G 5/8 A	11	67	33	36	16	43	75	7	0,3	MNG V 025.512
	16	12	-	25	G 3/4 A	11	67	33	36	16	43	75	7	0,4	MNG R 025.516
7  BSP female thread, DIN ISO 228/1	4	4	-	25	G 1/8	10	53	24	28	12	38	55	7	0,2	MNG V 025.704
	6	6	-	25	G 1/4	10	53	24	28	12	38	55	7	0,2	MNG V 025.706
	8	8	-	25	G 3/8	11	55	24	28	12	38	55	7	0,2	MNG V 025.708
	10	8	-	25	G 3/8	11	55	24	28	12	38	55	7	0,2	MNG R 025.710
	12	12	-	25	G 1/2	13	67	33	36	16	43	75	7	0,3	MNG V 025.712
	16	12	-	25	G 1/2	13	67	33	36	16	43	75	7	0,3	MNG R 025.716
20	20	-	25	G 3/4	14	78	42	46	21	49	100	10	0,7	MNG V 025.720	
25	20	-	25	G 1	19	90	42	46	21	49	100	10	0,8	MNG R 025.725	