

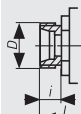
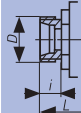
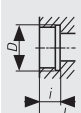


Materials	PN	DN	Type 1	Type 2
Body	100-350	10-25	Steel	Steel
Ball	100-350	10-25	Steel, hard chromed	Steel, hard chromed
Seals	100-350	10-25	Polyamide	PTFE

Please quote order-no. and type:
DUH L XXX.XXX / Type (1 o. 2)



- The handle is included.
- With mounting socle upon request.
- Ball valves with PTFE seals are normally delivered with FPM O-rings.
- Special designs upon request.

Type of connection	DN	OD Pipe	PN	D	i	L	B	h ₁	h ₂	H	S	R	SW 1	Mass	Order-No.	
			Polyamide - bar												 Pos. I  Pos. II Pressure load only from position 1	
2  For compression fitting, light series, DIN 2353	10	12	250*	100	M 18 x 1,5	11	80	30	35	15	51	36	90	8	0,5	DUH L 250.210
	12	15	250*	100	M 22 x 1,5	12	96	35	45	18	66	40	130	10	0,9	DUH L 250.212
	16	18	160*	100	M 26 x 1,5	12	105	40	50	21,5	68	42	130	10	1,1	DUH L 160.216
	20	22	160*	100	M 30 x 2	14	110	45	55	24	77	47	180	10	1,4	DUH L 160.220
	25	28	100*	100	M 36 x 2	14	120	55	65	30,5	82	52	180	12	2,3	DUH L 100.225
3  For compression fitting, heavy series, DIN 2353	10	14	350	100	M 22 x 1,5	14	80	30	35	15	51	39	90	8	0,5	DUH L 350.310
	12	16	350	100	M 24 x 1,5	14	96	35	45	18	66	42	130	10	0,9	DUH L 350.312
	16	20	350	100	M 30 x 2	16	105	40	50	21,5	68	46	130	10	1,1	DUH L 350.316
	20	25	315	100	M 36 x 2	18	110	45	55	24	77	51	180	10	1,4	DUH L 315.320
	25	30	250*	100	M 42 x 2	20	120	55	65	30,5	82	58	180	12	2,3	DUH L 250.325
7  BSP female thread, DIN ISO 228/1	10	-	350	100	G 3/8	12,5	60	30	35	15	51	33	90	8	0,5	DUH L 350.710
	12	-	350	100	G 1/2	15	75	35	45	18	66	37	100	10	0,8	DUH L 350.712
	16	-	350	100	G 1/2	15	75	40	50	21,5	68	40	130	10	1,0	DUH L 350.716
	20	-	315	100	G 3/4	18	80	45	55	24	77	46	180	10	1,3	DUH L 315.720
	25	-	315	100	G 1	20	90	55	65	30,5	82	53	180	12	2,2	DUH L 315.725

* Do not exceed nominal pipe pressure